


# Annual Report 2018

IMPROVING  
PATIENT CARE AND  
THE HEALTH OF  
OUR COMMUNITY  
THROUGH  
RESEARCH AND  
EDUCATION



**HennepinHealthcare**

Research Institute



**Our Mission**

Improving patient care and the health of our community through research and education.



**Our Vision**

A dynamic and responsive organization that serves the community through scientific excellence.



**Our Values**

**INNOVATION** -

Discovering high-impact solutions that promote health.

**PERSEVERANCE** -

Pursuing the answers to our questions wherever they lead.

**TEAMWORK** - Creating meaningful partnerships with those that share our values.

**New name, same mission**

**Minneapolis Medical Research Foundation changes name to Hennepin Healthcare Research Institute**

**A**T the Hennepin Healthcare Research Institute (HHRI), formerly the Minneapolis Medical Research Foundation (MMRF), we have been actively investigating the causes of and potential treatments for diseases since 1952. We support and oversee the medical research conducted at HCMC, the flagship acute care and teaching hospital of the Hennepin Healthcare System in downtown Minneapolis. In an academic environment that emphasizes patient care, research, and teaching, HHRI helps offer patients better care now and hope for improved healthcare in the future.

In August 2018, MMRF changed its name to HHRI to better align with our parent and affiliate organizations.

HHRI is one of the largest nonprofit medical research organizations in Minnesota. It supports the work of 204 investigators (MDs, MD/PhDs, PhDs, and PharmDs). In 2018, HHRI received 178 new or renewing sponsored awards for a total of \$33.2 million, over 70% of which came from the federal government. Funding also came from industry partners, private foundations, and corporate and individual donations. HHRI consistently ranks nationally in the top 10% of institutions receiving funding from the National Institutes of Health (NIH).

HHRI researchers conduct basic, translational, clinical, and epidemiologic research with a focus on four subject areas: Acute Care/Trauma, Addiction, Health Services, and Infectious Disease (HIV/AIDS). In 2018, HHRI researchers made significant contributions to the study and practice of medicine in the following specialties:

**Acute Care/Trauma**

- Cardiac Biomarkers
- Cardiopulmonary Resuscitation
- Emergency Medicine
- Orthopedics & Biomechanics
- Trauma & Burn
- Traumatic Brain Injury

**Addiction**

- Addiction Medicine
- Opioid Treatment Research
- Tobacco Treatment Research

**Infectious Disease**

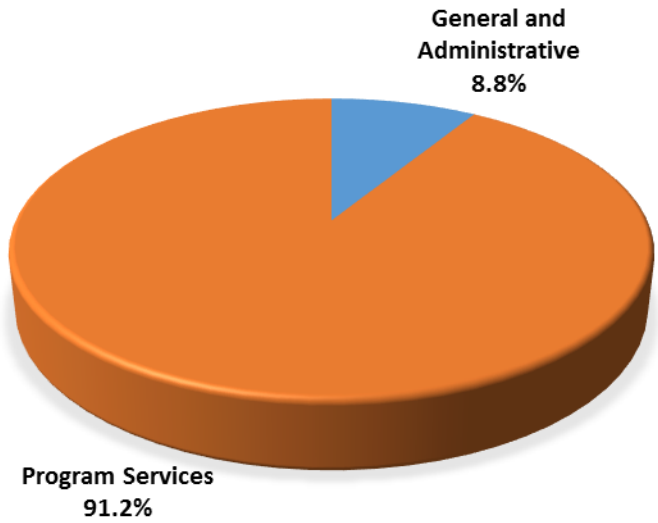
- HIV/AIDS

**Health Services**

- Clinical Research Outcomes
- Cancer
- Children’s Issues
- Chronic Diseases
- Cognitive Issues in Aging/Geriatrics
- Diabetes & Obesity
- Gastrointestinal & Liver Disease
- Heart Disease & Heart Failure
- Kidney Disease
- Organ Transplantation
- Sleep Disorders

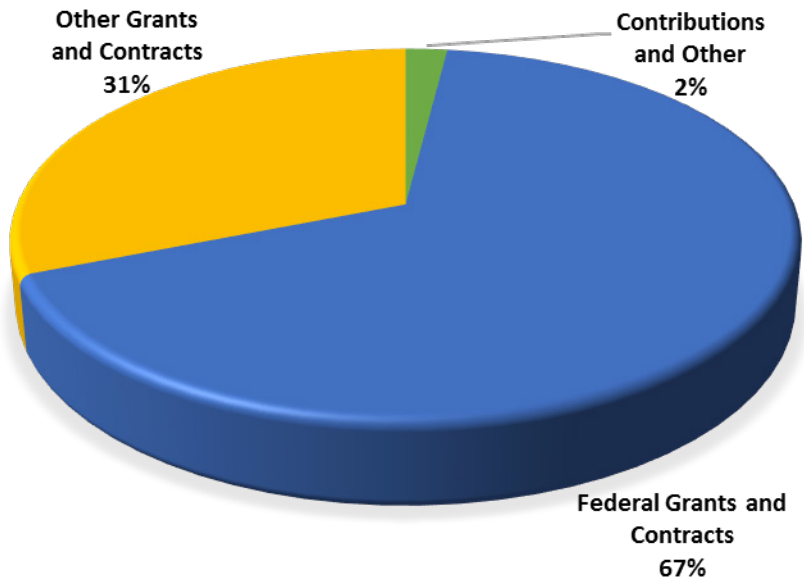
### Distribution of Funds in 2018

In 2018, 91.2% of each dollar contributed to HHRI went directly to support research efforts while only 8.8% of funds were used to support general and administrative costs. The low percentage of funds spent on general and administrative costs makes HHRI a very competitive and efficient medical research organization.



### HHRI Funding Sources in 2018

HHRI funding comes from a variety of sources. Funds from federal government entities make up the largest portion of HHRI’s operating revenue. Significant contributions come from state and local government entities, private organizations, industry, and individuals. The below graph represents HHRI’s operating revenues by source and doesn’t include investment income.



## Statements of Revenues, Expenses and Changes in Net Position

Years Ended December 31, 2018 and 2017

	<u>2018</u>	<u>2017</u>
Operating revenues:		
U.S. government contracts and grants	\$ 23,656,942	\$ 19,258,008
Other contracts and grants	10,826,572	14,493,299
Contributions	567,947	1,013,513
Other	33,700	44,119
Investment income	1,315,437	878,842
	<hr/>	<hr/>
<b>Total operating revenues</b>	<b>36,400,598</b>	<b>35,687,781</b>
	<hr/>	<hr/>
Operating expenses:		
Research and education	32,472,154	30,686,176
General and administrative	3,116,505	3,048,088
	<hr/>	<hr/>
<b>Total operating expenses</b>	<b>35,588,659</b>	<b>33,734,264</b>
	<hr/>	<hr/>
<b>Operating income (loss)</b>	<b>811,939</b>	<b>1,953,517</b>
Realized and unrealized gains and losses on investments	(3,127,532)	3,639,406
	<hr/>	<hr/>
<b>Non-operating income (loss)</b>	<b>(2,315,593)</b>	<b>5,592,923</b>
Transfers from related parties	318,281	261,132
	<hr/>	<hr/>
<b>Increase (decrease) in net position</b>	<b>(1,997,312)</b>	<b>5,854,055</b>
<b>Net position:</b>		
<b>Beginning</b>	41,026,171	35,172,116
	<hr/>	<hr/>
<b>Ending</b>	<b>\$ 39,028,859</b>	<b>\$ 41,026,171</b>
	<hr/>	<hr/>



For more information about our research programs,  
visit [www.hhrinstitute.org](http://www.hhrinstitute.org)



**General Inquiries**  
612.873.5300 or  
[researchinquiry@hhrinstitute.org](mailto:researchinquiry@hhrinstitute.org)

**Physical Location**  
Parkside Professional Center  
825 South 8th Street  
Suite PP7.700  
Minneapolis, MN 55404

**Mailing Address**  
701 Park Avenue  
Suite PP7.700  
Minneapolis, MN 55415



*Hennepin Healthcare Research Institute • Hennepin Healthcare HCMC •  
Hennepin Healthcare System, Inc.*

*An Equal Opportunity Employer: Minorities, Women, Veterans, Disabilities.*